

# **Nonmotorized Transportation Pilot Program**

## **Summary of 2008 Bicycle Parking Survey**

**February, 2009**



Marin County Department of Public Works  
Contacts: Craig Tackabery and Dan Dawson  
[walkbikemarin@co.marin.ca.us](mailto:walkbikemarin@co.marin.ca.us)  
415-499-6287



## **INTRODUCTION**

The Marin County Department of Public Works, in partnership with Caltrans and the Golden Gate Bridge, Highway and Transportation District conducted surveys at park and ride lots and major transit facilities in Marin County in Autumn of 2008. The purpose of the surveys was to evaluate the demand for bicycle parking at these facilities. Surveys were distributed at all ten park and ride lots as well as the San Rafael Transit Center and the Larkspur Ferry Terminal. A separate but concurrent survey was conducted by the Marin County Bicycle Coalition of its membership.

The surveys were neither designed nor intended to be scientifically rigorous. Rather, they were an attempt to capture general travel habits and interest in and input on bicycle parking facilities as well as other concerns germane to the facility at which a particular survey was distributed. Samples of the survey instruments are included in the appendix.

## **SUMMARY FINDINGS**

A total of 536 responses were returned, of which 244 came from park and ride lots, 231 from the ferry terminal, and 61 from the transit center. Over 85% of ferry and park and ride users are in professional occupations where only 53% of transit center users are in that field. The largest group of respondents were 45-64 years old for the park and ride lots and the ferry terminal while the 25-44 age group was the largest group for the transit center.

For the transit centers and park and ride lots, nearly all trips originated at home with work being the final destination. The median distance traveled by respondents to the facility varied between two miles to the transit center to three miles to the park and ride lots to five miles to the ferry terminal, all reasonable distances to bicycle. Nearly all users drove alone to the park and ride lots and the ferry terminal while only 25% of transit center users did so. For each facility, 56% of users used the facility every weekday.

For those that arrived at the facilities by other than bicycle, the most common reasons were that users felt they live too far away, it was not convenient for them to do so, or that their route is too hilly or dangerous. At the same time, nearly 20% indicated that more bike paths and lanes would enable them to consider bicycling to the facility. Further, providing more bike parking at the facility or increased bicycle storage capacity on the buses and ferries would enable some to bicycle. Not having shower facilities at their final destination was cited by many as an obstacle. Over one third of respondents indicated a change in their personal circumstances, such as needing to pick up children, would need to occur before they could consider bicycling.


Of those who did ride a bicycle to the facility, 65% brought their bikes with them on the bus or ferry because they needed it to get to their final destination while 14% brought it with them on the bus or ferry because they were not comfortable about leaving it at the facility.




Users of the ferry terminal were more comfortable locking their bicycles to a rack at the facility than those using park and ride lots or the transit center where there was a greater preference for lockers. Unlike the transit center or park and ride lots there is a secured bike parking area within the paid area of the ferry terminal. However, two thirds of respondents were not willing to pay a small fee to use a locker.



# **LARKSPUR FERRY TERMINAL SURVEY**

# Ferry Survey 2008

1. Where did you begin your trip today?			Response Percent	Response Count
Home/Casa			100.0%	228
Work/Trabajo			0.0%	0
Shopping/Compras			0.0%	0
School/College//Escuela/Colegio			0.0%	0
		Other (please specify)		2
		<b>answered question</b>		<b>228</b>
		<b>skipped question</b>		<b>3</b>

2. What intersection/landmark are you traveling from today			Response Percent	Response Count
Intersection			97.0%	224
City			99.1%	229
Zip			98.3%	227
		<b>answered question</b>		<b>231</b>
		<b>skipped question</b>		<b>0</b>

3. How many miles did you travel to reach the transit center/ferry terminal?		Response Count
		226
	<b>Average Distance</b>	<b>6.3</b>
	<b>Median Distance</b>	<b>5</b>











**4. How did you get to the transit center/ferry terminal today?**

		Response Percent	Response Count
Drove Alone/Maneje solo		81.7%	188
Bus/autobus		0.0%	0
Carpool/maneje con alguien mas		3.5%	8
Dropped Off/me dejaron aqui		3.9%	9
Bicycle/bicicleta		10.0%	23
Walked/camine		0.9%	2
	Bus Route		0
		<b>answered question</b>	<b>230</b>
		<b>skipped question</b>	<b>1</b>








**5. How many days do you travel through the transit center/ferry terminal?**

		Response Percent	Response Count
Every weekday/lunes a viernes		56.6%	129
2-4 days per week/dias por semana		36.4%	83
Once a week/una vez por semana		2.2%	5
Weekends only/solamente la fin de la semana		0.4%	1
Less than once a week/Menos de una vez por semana		1.8%	4
This is a unique trip for me/Este es viaje unico		2.6%	6
		<b>answered question</b>	<b>228</b>
		<b>skipped question</b>	<b>3</b>

6. If you arrived by other than bicycle, was it because:


		Response Percent	Response Count
I live too far away/Vivo muy lejos		29.0%	60
Route is too hilly/la ruta que tomaria tiene muchos cerros		19.3%	40
Don't have bicycle/no tengo bicicleta		16.4%	34
Route is too dangerous/mi ruta es muy peligroso		24.6%	51
Takes too long/toma mucho tiempo		24.2%	50
Bad weather/mal clima		8.2%	17
<b>Not convenient/no es conveniente para mi</b>		<b>30.9%</b>	<b>64</b>
Only ride in summer/solo uso mi bicicleta en los meses de mejor clima		9.7%	20
No place to lock up/no hay donde asegurar mi bicicleta		5.8%	12
Never inclined to try it/nunca me ha llamado la atencion intentar . . .		18.8%	39
		<i>answered question</i>	<b>207</b>
		<i>skipped question</i>	<b>24</b>



**7. If you do not ride a bicycle to the transit center/ferry, what would enable you to consider it?**



		<b>Response Percent</b>	<b>Response Count</b>
More paths and bike lanes/mas caminos para bicicletas		28.8%	57
More bike parking at this lot/mas estacionamiento para bicicletas		11.6%	23
Ability to shower at final destination/habilidad de tomar un bano		16.7%	33
More bike capacity on the bus/mas lugar donde acomodar las bicicletas		10.1%	20
Ability to park at final destination/habilidad de estacionar la bicicleta en mi destino final		4.0%	8
Change in my personal circumstances/cambios de circunstancias personales		18.7%	37
<b>Not interested in bicycling here/No estoy interesado</b>		<b>47.0%</b>	<b>93</b>
		<b><i>answered question</i></b>	<b>198</b>
		<b><i>skipped question</i></b>	<b>33</b>

8. What is your final destination for this trip			Response Percent	Response Count
Home/casa			0.4%	1
<b>Work/trabajo</b>			<b>97.4%</b>	<b>223</b>
School/escuela			0.4%	1
Shopping/compras			0.4%	1
Personal appointment/citas personales			0.4%	1
Visit friends or family/visita a amigos o familia			0.9%	2
Other (please specify)				2
			<b>answered question</b>	<b>229</b>
			<b>skipped question</b>	<b>2</b>



9. If you rode your bicycle here, did you:			Response Percent	Response Count
Leave it at the transit center/ferry terminal / la dejo en el transit center			25.7%	9
<b>Bring it on the bus/ferry because I need it at my final destination/Se la trajo en el autobus/ferry porque necesitaba llegar a su destino final</b>			<b>62.9%</b>	<b>22</b>
Bring it on the bus/ferry because I don't want to leave it at the transit center/se la trajo en el autobus porque no quiso dejarla . . .			11.4%	4
Other (please specify)				4
			<b>answered question</b>	<b>35</b>
			<b>skipped question</b>	<b>196</b>

10. Have you used the following at the transit center/ferry terminal?			Response Percent	Response Count
bike racks inside paid area/estantes para bicicletas dentro del area de pago (ferry only/solo)			12.0%	19
bike racks outside paid area/estantes para bicicletas fuera del area de pago			7.0%	11
Lockers/armarios			0.0%	0
I've had to lock my bike to a tree or pole/Tuve que atar mi bicicleta a un arbol or poste			0.6%	1
<b>Have not used/No e uso nada</b>			85.4%	135
		<b>answered question</b>		<b>158</b>
		<b>skipped question</b>		<b>73</b>


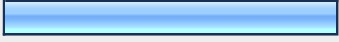


11. Are you comfortable locking your bike to a rack at this location?			Response Percent	Response Count
Yes			61.3%	68
No			38.7%	43
		<b>answered question</b>		<b>111</b>
		<b>skipped question</b>		<b>120</b>

12. Would you prefer to park your bike in a locker?			Response Percent	Response Count
Yes			57.3%	59
No			42.7%	44
		<b>answered question</b>		<b>103</b>
		<b>skipped question</b>		<b>128</b>

**13. If on-demand lockers were provided, would you pay a small fee to use one?**

		Response Percent	Response Count
Yes		34.5%	40
No		65.5%	76
<i>answered question</i>			<b>116</b>
<i>skipped question</i>			<b>115</b>

**14. Age**

		Response Percent	Response Count
Under 18		0.0%	0
18-24		1.8%	4
25-44		36.8%	82
<b>45-64</b>		<b>52.5%</b>	<b>117</b>
Over 64		9.0%	20
<i>answered question</i>			<b>223</b>
<i>skipped question</i>			<b>8</b>

15. Occupation			Response Percent	Response Count
Clerical			5.5%	12
<b>Professional</b>			<b>85.8%</b>	<b>188</b>
Sales			4.6%	10
Student			1.4%	3
Service			0.9%	2
Manufacturing			0.0%	0
Labor			0.0%	0
Retired			1.8%	4
		Other (please specify)		12
		<b>answered question</b>		<b>219</b>
		<b>skipped question</b>		<b>12</b>



16. Other Comments			Response Count
			72
		<b>answered question</b>	<b>72</b>
		<b>skipped question</b>	<b>159</b>




17. Language			Response Percent	Response Count
English			99.1%	226
Spanish			0.9%	2
		<b>answered question</b>		<b>228</b>
		<b>skipped question</b>		<b>3</b>



# **SAN RAFAEL TRANSIT CENTER SURVEY**

# Transit Center Survey 2008

1. Where did you begin your trip today?			
		Response Percent	Response Count
Home/Casa		93.3%	56
Work/Trabajo		6.7%	4
Shopping/Compras		0.0%	0
School/College//Escuela/Colegio		0.0%	0
		Other (please specify)	1
		<b>answered question</b>	<b>60</b>
		<b>skipped question</b>	<b>1</b>











2. What intersection/landmark are you traveling from today			
		Response Percent	Response Count
Intersection		98.3%	57
City		100.0%	58
Zip		94.8%	55
		<b>answered question</b>	<b>58</b>
		<b>skipped question</b>	<b>3</b>

3. How many miles did you travel to reach the transit center/ferry terminal?		
		Response Count
		60
		<b>Average Distance</b>
		<b>4.5</b>
		<b>Median Distance</b>
		<b>2</b>








4. How did you get to the transit center/ferry terminal today?			Response Percent	Response Count
Drove Alone/Maneje solo			25.5%	14
Bus/autobus			21.8%	12
Carpool/maneje con alguien mas			3.6%	2
Dropped Off/me dejaron aqui			5.5%	3
Bicycle/bicicleta			12.7%	7
<b>Walked/camine</b>			<b>30.9%</b>	<b>17</b>
		Bus Route		20
		<b>answered question</b>		<b>55</b>
		<b>skipped question</b>		<b>6</b>





5. How many days do you travel through the transit center/ferry terminal?			Response Percent	Response Count
<b>Every weekday/lunes a viernes</b>			<b>55.7%</b>	<b>34</b>
2-4 days per week/dias por semana			36.1%	22
Once a week/una vez por semana			1.6%	1
Weekends only/solamente la fin de la semana			0.0%	0
Less than once a week/Menos de una vez por semana			1.6%	1
This is a unique trip for me/Este es viaje unico			4.9%	3
		<b>answered question</b>		<b>61</b>
		<b>skipped question</b>		<b>0</b>




6. If you arrived by other than bicycle, was it because:

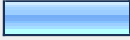



		Response Percent	Response Count
I live too far away/Vivo muy lejos		18.0%	9
Route is too hilly/la ruta que tomaria tiene muchos cerros		4.0%	2
<b>Don't have bicycle/no tengo bicicleta</b>		<b>26.0%</b>	<b>13</b>
Route is too dangerous/mi ruta es muy peligroso		10.0%	5
Takes too long/toma mucho tiempo		12.0%	6
Bad weather/mal clima		2.0%	1
Not convenient/no es conveniente para mi		20.0%	10
Only ride in summer/solo uso mi bicicleta en los meses de mejor clima		4.0%	2
No place to lock up/no hay donde asegurar mi bicicleta		12.0%	6
Never inclined to try it/nunca me ha llamado la atencion intentar . . .		18.0%	9
		<b>answered question</b>	<b>50</b>
		<b>skipped question</b>	<b>11</b>



**7. If you do not ride a bicycle to the transit center/ferry, what would enable you to consider it?**



		Response Percent	Response Count
More paths and bike lanes/mas caminos para bicicletas		20.8%	11
More bike parking at this lot/mas estacionamiento para bicicletas		18.9%	10
Ability to shower at final destination/habilidad de tomar un bano		11.3%	6
More bike capacity on the bus/mas lugar donde acomodar las bicicletas		24.5%	13
Ability to park at final destination/habilidad de estacionar la bicicleta en mi destino final		3.8%	2
Change in my personal circumstances/cambios de circunstancias personales		9.4%	5
<b>Not interested in bicycling here/No estoy interesado</b>		<b>49.1%</b>	<b>26</b>
		<i>answered question</i>	<b>53</b>
		<i>skipped question</i>	<b>8</b>

8. What is your final destination for this trip			Response Percent	Response Count
Home/casa			6.8%	4
<b>Work/trabajo</b>			<b>84.7%</b>	<b>50</b>
School/escuela			5.1%	3
Shopping/compras			0.0%	0
Personal appointment/citas personales			3.4%	2
Visit friends or family/visita a amigos o familia			0.0%	0
		Other (please specify)		2
		<b>answered question</b>		<b>59</b>
		<b>skipped question</b>		<b>2</b>



9. If you rode your bicycle here, did you:			Response Percent	Response Count
Leave it at the transit center/ferry terminal / la dejo en el transit center			10.0%	1
<b>Bring it on the bus/ferry because I need it at my final destination/Se la trajo en el autobus/ferry porque necesitaba llegar a su destino final</b>			<b>70.0%</b>	<b>7</b>
Bring it on the bus/ferry because I don't want to leave it at the transit center/se la trajo en el autobus porque no quiso dejarla . . .			20.0%	2
		Other (please specify)		5
		<b>answered question</b>		<b>10</b>
		<b>skipped question</b>		<b>51</b>

10. Have you used the following at the transit center/ferry terminal?			
		Response Percent	Response Count
bike racks inside paid area/estantes para bicicletas dentro del area de pago (ferry only/solo)		0.0%	0
bike racks outside paid area/estantes para bicicletas fuera del area de pago		13.7%	7
Lockers/armarios		3.9%	2
I've had to lock my bike to a tree or pole/Tuve que atar mi bicicleta a un arbol or poste		9.8%	5
<b>Have not used/No e uso nada</b>		76.5%	39
		<b>answered question</b>	<b>51</b>
		<b>skipped question</b>	<b>10</b>






11. Are you comfortable locking your bike to a rack at this location?			
		Response Percent	Response Count
Yes		32.4%	12
No		67.6%	25
		<b>answered question</b>	<b>37</b>
		<b>skipped question</b>	<b>24</b>

12. Would you prefer to park your bike in a locker?			
		Response Percent	Response Count
Yes		63.9%	23
No		36.1%	13
		<b>answered question</b>	<b>36</b>
		<b>skipped question</b>	<b>25</b>

**13. If on-demand lockers were provided, would you pay a small fee to use one?**

		Response Percent	Response Count
Yes		47.4%	18
No		52.6%	20
<i>answered question</i>			<b>38</b>
<i>skipped question</i>			<b>23</b>

**14. Age**

		Response Percent	Response Count
Under 18		1.7%	1
18-24		3.3%	2
<b>25-44</b>		<b>50.0%</b>	<b>30</b>
45-64		40.0%	24
Over 64		5.0%	3
<i>answered question</i>			<b>60</b>
<i>skipped question</i>			<b>1</b>

15. Occupation			Response Percent	Response Count
Clerical			14.0%	8
<b>Professional</b>			<b>52.6%</b>	<b>30</b>
Sales			5.3%	3
Student			8.8%	5
Service			7.0%	4
Manufacturing			1.8%	1
Labor			7.0%	4
Retired			3.5%	2
		Other (please specify)		5
		<b>answered question</b>		<b>57</b>
		<b>skipped question</b>		<b>4</b>



16. Other Comments			Response Count
			17
		<b>answered question</b>	<b>17</b>
		<b>skipped question</b>	<b>44</b>




17. Language			Response Percent	Response Count
English			95.1%	58
Spanish			4.9%	3
		<b>answered question</b>		<b>61</b>
		<b>skipped question</b>		<b>0</b>













# **CALTRANS PARK AND RIDE LOT SURVEY**

# Park and Ride Survey 2008

1. Where did you begin your trip today?			
		Response Percent	Response Count
Home/Casa		97.1%	237
Work/Trabajo		2.9%	7
Shopping/Compras		0.0%	0
School/College//Escuela/Colegio		0.0%	0
		Other (please specify)	0
		<b>answered question</b>	<b>244</b>
		<b>skipped question</b>	<b>0</b>

2. What interseccion/landmark are you travelaing from today			
		Response Percent	Response Count
Intersection		98.4%	239
City		100.0%	243
Zip		97.1%	236
		<b>answered question</b>	<b>243</b>
		<b>skipped question</b>	<b>1</b>


### 3. What park and ride lot are you traveling from today?

		Response Percent	Response Count
Spencer		13.9%	34
<b>Manzanita</b>		<b>32.8%</b>	<b>80</b>
Seminary		7.4%	18
Central San Rafael		15.6%	38
Lincoln		0.4%	1
Smith Ranch		2.9%	7
Alameda del Prado		8.6%	21
Rowland		9.8%	24
Atherton/101		4.1%	10
Atherton/37		4.5%	11
		<b><i>answered question</i></b>	<b>244</b>
		<b><i>skipped question</i></b>	<b>0</b>






### 4. How many miles did you travel to reach the P&R lot?






		Response Count
		236
		<b><i>Average Distance</i></b>
		<b>5.3</b>
		<b><i>Median Distance</i></b>
		<b>3</b>











**5. How did you get to the P&R lot today?**

		Response Percent	Response Count
<b>Drove Alone/Maneje solo</b>		97.1%	236
Bus/autobus		0.0%	0
Carpool/maneje con alguien mas		2.9%	7
Dropped Off/me dejaron aqui		0.0%	0
Bicycle/bicicleta		0.0%	0
Walked/camine		0.0%	0
		Bus Route	0
		<b>answered question</b>	<b>243</b>
		<b>skipped question</b>	<b>1</b>








**6. How will you continue your trip to your final destination?**

		Response Percent	Response Count
Drive Alone/maneje solo		6.3%	15
<b>Bus/autobus</b>		63.2%	151
Carpool/maneje con alguien mas		24.3%	58
Bicycle/bicicleta		0.8%	2
Walk/camine		5.4%	13
		Bus Route	153
		<b>answered question</b>	<b>239</b>
		<b>skipped question</b>	<b>5</b>

7. How many days do you utilize this lot?			Response Percent	Response Count
Every weekday/lunes a viernes		56.4%	136	
2-4 days per week/dias por semana		35.3%	85	
Once a week/una vez por semana		4.1%	10	
Less than once a week/Menos de una vez por semana		1.7%	4	
This is a unique trip for me/Este es viaje unico		2.5%	6	
			<b>answered question</b>	<b>241</b>
			<b>skipped question</b>	<b>3</b>

8. If you arrived by other than bicycle, was it because:			Response Percent	Response Count
I live too far away/Vivo muy lejos		30.4%	73	
Route is too hilly/la ruta que tomaria tiene muchos cerros		14.6%	35	
Don't have bicycle/no tengo bicicleta		20.8%	50	
Route is too dangerous/mi ruta es muy peligroso		18.3%	44	
Takes too long/toma mucho tiempo		16.3%	39	
Bad weather/mal clima		7.1%	17	
<b>Not convenient/no es conveniente para mi</b>		<b>31.7%</b>	<b>76</b>	
Only ride in summer/solo uso mi bicicleta en los meses de mejor clima		2.1%	5	
No place to lock up/no hay donde asegurar mi bicicleta		7.1%	17	
Never inclined to try it/nunca me ha llamado la atencion intentar . . .		19.6%	47	



	<i>answered question</i>	<b>240</b>
	<i>skipped question</i>	<b>4</b>

<b>9. If you do not ride a bicycle to this P&amp;R lot, what would enable you to consider it?</b>			<b>Response Percent</b>	<b>Response Count</b>
More paths and bike lanes/mas caminos para bicicletas			11.7%	26
More bike parking at this lot/mas estacionamiento para bicicletas			12.2%	27
Ability to shower at final destination/habilidad de tomar un bano			7.2%	16
More bike capacity on the bus/mas lugar donde acomodar las bicicletas			4.5%	10
Ability to park at final destination/habilidad de estacionar la bicicleta en mi destino final			5.4%	12
<b>Change in my personal circumstances/cambios de circunstancias personales</b>			<b>52.3%</b>	<b>116</b>
Not interested in bicycling here/No estoy interesado			26.1%	58
		<i>answered question</i>		<b>222</b>
		<i>skipped question</i>		<b>22</b>



10. What is your final destination for this trip			Response Percent	Response Count
Home/casa			3.4%	8
<b>Work/trabajo</b>			<b>95.7%</b>	<b>223</b>
School/escuela			0.0%	0
Shopping/compras			0.0%	0
Personal appointment/citas personales			0.4%	1
Visit friends or family/visita a amigos o familia			0.4%	1
		Other (please specify)		6
		<b>answered question</b>		<b>233</b>
		<b>skipped question</b>		<b>11</b>

11. If you rode your bicycle here, did you:			Response Percent	Response Count
Leave it at the P&R lot in a rack/la dejo en el estacionamiento atada al estante			25.0%	2
Leave it at the P&R lot in a locker/la dejo en el estacionamiento dentro de un armario			25.0%	2
Bring it on the bus because I need it at my final destination/Se la trajo en el autobus porque necesitaba llegar a su destino final			25.0%	2
Bring it on the bus because I don't want to leave it at the lot/se la trajo en el autobus porque no quiso dejarla . . .			25.0%	2
		<b>answered question</b>		<b>8</b>
		<b>skipped question</b>		<b>236</b>



**12. Have you used the following at this P&R lot?**

		Response Percent	Response Count
bike racks/estantes para bicicletas		20.0%	1
<b>Lockers which require registration with Caltrans/Amarios para bicicletas que requieren registro con Caltrans</b>		80.0%	4
Self-serve lockers/Armarios libre servicio		0.0%	0
		<b>answered question</b>	<b>5</b>
		<b>skipped question</b>	<b>239</b>



**13. Are you comfortable locking your bike to a rack at this location?**

		Response Percent	Response Count
Yes		33.3%	31
No		66.7%	62
		<b>answered question</b>	<b>93</b>
		<b>skipped question</b>	<b>151</b>


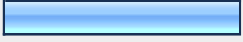


**14. Would you prefer to park your bike in a locker?**

		Response Percent	Response Count
Yes		74.4%	67
No		25.6%	23
		<b>answered question</b>	<b>90</b>
		<b>skipped question</b>	<b>154</b>

**15. If on-demand lockers were provided, would you pay a small fee to use one?**


		Response Percent	Response Count
Yes		40.0%	38
No		60.0%	57
<i>answered question</i>			<b>95</b>
<i>skipped question</i>			<b>149</b>

**16. Age**

		Response Percent	Response Count
Under 18		0.0%	0
18-24		1.3%	3
25-44		25.8%	61
<b>45-64</b>		<b>62.3%</b>	<b>147</b>
Over 64		10.6%	25
<i>answered question</i>			<b>236</b>
<i>skipped question</i>			<b>8</b>

17. Occupation			Response Percent	Response Count
Clerical			7.0%	16
<b>Professional</b>			<b>84.3%</b>	<b>193</b>
Sales			3.5%	8
Student			0.0%	0
Service			0.0%	0
Manufacturing			0.9%	2
Labor			2.6%	6
Retired			1.7%	4
		Other (please specify)		12
		<b>answered question</b>		<b>229</b>
		<b>skipped question</b>		<b>15</b>

18. Other Comments			Response Count
			72
		<b>answered question</b>	<b>72</b>
		<b>skipped question</b>	<b>172</b>

19. Language			Response Percent	Response Count
English			100.0%	239
Spanish			0.0%	0
		<b>answered question</b>		<b>239</b>
		<b>skipped question</b>		<b>5</b>

**MARIN COUNTY BICYCLE COALITION  
MEMBERSHIP SURVEY**



survey title:

**Bike Parking** [Edit Title](#)

[design survey](#)

[collect responses](#)

[analyze results](#)

[View Summary](#)

[Browse Responses](#)

[Filter Responses](#)

[Download Responses](#)

[Share Responses](#)

current report: [Default Report](#) [Add Report](#)



## Response Summary

Total Started Survey: 109  
Total Completed Survey: 109 (100%)

Page: Bike Parking Needs Survey

1. How many days per week do you commute to work by bicycle (for all or part(s) of your commute)?

		Response Percent	Response Count
1	<input type="text"/>	13.2%	14
2	<input type="text"/>	15.1%	16
3	<input type="text"/>	20.8%	22
4	<input type="text"/>	24.5%	26
5	<input type="text"/>	25.5%	27
<b>answered question</b>			<b>106</b>
<b>skipped question</b>			<b>3</b>

2. If you commute to work (or are considering commuting to work), please give us your home ZIP Code and work ZIP Code:

		Response Percent	Response Count
view	Home: <input type="text"/>	100.0%	106
view	Work: <input type="text"/>	98.1%	104
<b>answered question</b>			<b>106</b>
<b>skipped question</b>			<b>3</b>

**3. If you bike to a transit connection, which do you do most often?**

	Response Percent	Response Count
Take your bike to the office <input type="checkbox"/>	91.2%	52
Lock it at the transit or Park and Ride location <input type="checkbox"/>	8.8%	5
<b>answered question</b>		<b>57</b>
<b>skipped question</b>		<b>52</b>

**4. If you answered question #3, are you riding to:**

	Response Percent	Response Count
A Park and Ride Lot <input type="checkbox"/>	4.3%	2
San Rafael Transit Center <input type="checkbox"/>	21.7%	10
Larkspur or Sausalito Ferry Terminal <input type="checkbox"/>	56.5%	26
Local Bus Stop <input type="checkbox"/>	17.4%	8
<b>answered question</b>		<b>46</b>
<b>skipped question</b>		<b>63</b>

**5. Do you ride your bike to transit for reasons other than commuting?**

	Response Percent	Response Count
Yes <input type="checkbox"/>	50.6%	45
No <input type="checkbox"/>	49.4%	44
If "yes", please list the reasons <input type="button" value="view"/>		42
<b>answered question</b>		<b>89</b>
<b>skipped question</b>		<b>20</b>

**6. What factors are important to you when you park your bike? Check all that apply.**

	Response Percent	Response Count
--	------------------	----------------

**6. What factors are important to you when you park your bike? Check all that apply.**

Bike parking is located in an area visible from my transit connection	<input type="checkbox"/>	27.6%	29
Bike parking is lit	<input type="checkbox"/>	58.1%	61
Bike parking is covered	<input type="checkbox"/>	61.0%	64
<b>Bike parking is within a secure area</b>	<input type="checkbox"/>	<b>85.7%</b>	<b>90</b>
Bike parking requires my own chain and/or padlock	<input type="checkbox"/>	29.5%	31
Bike parking is accessed with a pre-paid card instead of a physical lock	<input type="checkbox"/>	10.5%	11
Bike parking facility will not damage my bike	<input type="checkbox"/>	71.4%	75
Bike parking facility lets me securely store gear with my bike	<input type="checkbox"/>	47.6%	50
Bike parking lets me store my bike for several days at a time	<input type="checkbox"/>	27.6%	29
<b>answered question</b>			<b>105</b>
<b>skipped question</b>			<b>4</b>

**7. Are you aware that many Caltrans Park and Ride lots have bike lockers?**

		Response Percent	Response Count
Yes	<input type="checkbox"/>	41.7%	43
No	<input type="checkbox"/>	58.3%	60
<b>answered question</b>			<b>103</b>
<b>skipped question</b>			<b>6</b>

**8. Would you use a bike locker at a Park and Ride lot with your own padlock?**

	Response Percent	Response Count
<b>answered question</b>		<b>96</b>
<b>skipped question</b>		<b>13</b>

**8. Would you use a bike locker at a Park and Ride lot with your own padlock?**

Yes	<input type="text" value="67"/>	<b>69.8%</b>	67
No	<input type="text" value="29"/>	30.2%	29
<b>answered question</b>			<b>96</b>
<b>skipped question</b>			<b>13</b>


**9. Would you use a bike locker if it was operated with a TransLink card, possibly for a nominal fee?**

		<b>Response Percent</b>	<b>Response Count</b>
Yes	<input type="text" value="62"/>	<b>65.3%</b>	62
No	<input type="text" value="33"/>	34.7%	33
<b>answered question</b>			<b>95</b>
<b>skipped question</b>			<b>14</b>

**10. Have you ever used a bike locker before at any location, even if it wasn't at a Park and Ride lot?**

		<b>Response Percent</b>	<b>Response Count</b>
Yes	<input type="text" value="20"/>	18.5%	20
No	<input type="text" value="88"/>	<b>81.5%</b>	88
<b>answered question</b>			<b>108</b>
<b>skipped question</b>			<b>1</b>


**11. Tell us about your experience using a bike locker: what did you like about it? what didn't you like about it?**

	<b>Response Count</b>
 <a href="#">view</a>	31
<b>answered question</b>	<b>31</b>
<b>skipped question</b>	<b>78</b>


**12. If you ride your bike to a transit station or Park and Ride lot, would you use a bike rack?**

	Response Percent	Response Count
Yes <input type="text"/>	54.7%	41
No <input type="text"/>	45.3%	34
<b>answered question</b>		<b>75</b>
<b>skipped question</b>		<b>34</b>

**13. Describe the type of bicycle racks that you would like to use.**

	Response Count
 view	56
<b>answered question</b>	<b>56</b>
<b>skipped question</b>	<b>53</b>

**14. Please give us any additional thoughts you might have regarding bicycle parking or bike lockers at transit stations and Park and Ride lots.**

	Response Count
 view	51
<b>answered question</b>	<b>51</b>
<b>skipped question</b>	<b>58</b>

[Anti-Spam Policy](#) [Terms of Use](#) [Privacy Statement](#) [Opt Out/Opt In](#) [Contact Us](#)

Copyright ©1999-2008 SurveyMonkey.com. All Rights Reserved. No portion of this site may be copied without the express written consent of SurveyMonkey.com. 36

## **SURVEY SAMPLES**





**San Rafael Transit Center/Larkspur Ferry Terminal User Survey**

***Encuesta en español en el reverso***

The County of Marin, in partnership with Caltrans and the Golden Gate Bridge, Highway and Transportation District, is conducting a survey to assess the need for bicycle parking facilities at various park and ride lots and transit facilities. Your responses will be strictly confidential. You can drop this completed survey in any mailbox, postage paid. **Please tape closed to seal before mailing.** If you have questions or comments about this survey, please contact [walkbikemarin@co.marin.ca.us](mailto:walkbikemarin@co.marin.ca.us)

**Complete this survey for a chance to win a \$50 gift card to Trader Joe's**

**1. Where did you begin your trip today?**

- Home
- Shopping
- Other (Specify) \_\_\_\_\_
- Work
- School/College

**2. What intersection or landmark is nearest to where you began your trip today?**

Intersection (i.e. 1<sup>st</sup> Ave. and Park St.) \_\_\_\_\_

City \_\_\_\_\_ Zip Code (if known) \_\_\_\_\_

**3. How many miles did you travel to reach the transit center/ferry terminal? \_\_\_\_\_**

**4. How did you get to the transit center/ferry terminal today?**

- Drove Alone
- Carpool
- Bicycle
- Bus (Route # \_\_\_\_\_)
- Dropped Off
- Walked

**5. How many days a week do you travel through the transit center/ferry terminal for this trip?**

- Every weekday
- 2-4 days a week
- Less than once a week
- This is a unique (not regular) trip for me
- Weekends only
- Once a week

**6. If you arrived by any means other than by bicycle, was it because:**

- I live too far away
- The route I would need to take is too hilly
- I don't have a bicycle
- My route is too dangerous
- It takes too long to ride a bike
- Bad weather
- It's not convenient for me
- I only ride during the warmer months
- There's no place to lock my bike up
- I've never been inclined to try it

**7. If you do not ride a bicycle to the transit center/ferry terminal currently, what would enable you to consider it?**

- More paths and bike lanes
- More bike parking at the transit center/ferry terminal
- Ability to shower at my final destination
- More bicycle storage capacity on the bus or on the ferry
- Ability to park my bicycle at my final destination
- Change in my personal circumstances (better work schedule, fewer family commitments, etc)
- Not interested in bicycling to transit

**8. What is your final destination for this trip?**

- Home
- School
- Personal Appointment (medical, etc.)
- Visit friends or family
- Other (Specify) \_\_\_\_\_
- Work
- Shopping

**9. If you rode your bicycle, did you:**

- Leave it at the transit center/ferry terminal
- Brought it on the bus/ferry because I need it to get to my final destination
- Brought it on the bus/ferry because I don't want to leave it at the transit center/ferry terminal
- Other (Specify) \_\_\_\_\_

**10. Have you used the following at the transit center/ferry terminal?**

- Bike racks inside the paid area (ferry only)
- Bike racks outside the paid area
- Bike lockers
- I've had to lock my bike to a tree or pole because the racks are full
- Have not used

**11. Are you comfortable locking your bike to a rack at this location?**

- Yes
- No

**12. Would you prefer to park your bike in a locker at this location?**

- Yes
- No

**13. If 'on-demand' bike lockers were provided at the transit center and/or ferry terminal, would you pay a small fee to use one?**

- Yes
- No

**14. Your age is:**

- Under 18
- 25-44
- Over 64 years
- 18-24
- 45-64

**15. Your occupation is:**

- Clerical
- Sales
- Service (hotel, retail, etc.)
- Labor (construction, etc.)
- Other (Specify) \_\_\_\_\_
- Professional
- Student
- Manufacturing
- Retired

**16. Other comments:** \_\_\_\_\_

\_\_\_\_\_

**If you wish to be entered into the drawing for the gift card, please provide the following. This information will not be used for any other purpose.**

Name \_\_\_\_\_

Phone Number \_\_\_\_\_

# Encuesta para Usuarios de San Rafael Transit Center/Larkspur Ferry Terminal

El Condado de Marin, en sociedad con Caltrans y Golden Gate Bridge, Highway and Transportation District, está conduciendo una encuesta para asesorar la necesidad de estacionamientos para bicicletas en varios estacionamientos y paradas de autobuses. Sus respuestas serán estrictamente confidenciales. Puede dejar su encuesta en el correo sin costo. **Por favor pegue cerrado para cellar antes de enviar.** Si tiene preguntas o comentarios sobre esta encuesta, por favor escribanos a [walkbikemarin@co.marin.ca.us](mailto:walkbikemarin@co.marin.ca.us). **Llene esta encuesta y tendrá la oportunidad de ganar una tarjeta de \$50 para Trader Joes's**

**1. ¿Dónde empezó su viaje hoy?**

- Casa  Trabajo
- Compras  Escuela/Colegió
- Otro (Especifique) \_\_\_\_\_

**2. ¿Que esquina o monumento está más cerca de donde empezó su viaje?**

Esquina (por ejemplo. 1<sup>st</sup> Ave. y Park St.) \_\_\_\_\_

Ciudad \_\_\_\_\_ Código Postal (si lo sabe) \_\_\_\_\_

**3. ¿Cuántas millas viajó para llegar al transit center/ferry terminal?** \_\_\_\_\_

**4. ¿Cómo llego aquí al transit center/ferry terminal hoy?**

- Maneje solo  Autobús (Ruta # \_\_\_\_\_)
- Maneje con alguien mas (carpool)  Me dejaron aquí
- En bicicleta  Caminé

**5. ¿Cuántos días a la semana viaja por el transit center/ferry terminal?**

- Lunes a Viernes  Fines de semana solamente
- 2-4 días por semana  Una vez por semana
- Menos de una vez por semana
- Este es viaje único, no regular para mi.

**6. Si llegó aquí de otra manera que en bicicleta fue porque:**

- Vivo muy lejos
- La ruta que tomaría tiene muchos ceros
- No tengo bicicleta
- Mi ruta es muy peligrosa
- Toma mucho tiempo en la bicicleta
- Mal clima
- No es conveniente para mi
- Solo uso mi bicicleta en los meses de mejor clima
- No hay donde asegurar mi bicicleta
- Nunca me ha llamado la atención intentar viajar en una bicicleta

**7. ¿Si no usa una bicicleta al transit center/ferry terminal actualmente, que lo haría considerarlo?**

- Mas caminos para bicicletas
- Mas estacionamientos para bicicletas en el transit center/ferry terminal
- Habilidad de tomar un baño en mi destino final
- Mas lugar donde acomodar las bicicletas en el autobús o ferry
- Habilidad de estacionar la bicicleta en mi destino final
- Cambios de circunstancias personales (mejor horario de trabajo, menos citas personales, etc.)
- No estoy interesado/a en usar una bicicleta para llegar al transit center/ferry

**8. ¿Cual es su destino final en este viaje?**

- Casa  Trabajo
- Escuela  Compras
- Citas personales (medicas, etc.)
- Visita a amigos o familia
- Otra (Especifique) \_\_\_\_\_

**9. Si usó su bicicleta, que hizo con ella?:**

- La dejo en el transit center/ferry terminal
- Se la trajo en el autobús porque necesitaba llegar a su destino final
- Se la trajo en el autobús porque no quiso dejarla en es estacionamiento
- Otro (Especifique) \_\_\_\_\_

**10. ¿A usado lo siguiente en el transit center/ferry terminal?**

- Estantes para bicicletas dentro del área de pago (solo ferry)
- Estantes para bicicletas fuera del area de pago
- Armarios para bicicletas
- Tuve que atar mi bicicleta a un arbol o poste porque los estantes estaban llenos
- No e usado nada

**11. ¿Se siente cómodo atando su bicicleta a un estante en este lugar?**

- Si  No

**12. ¿Preferiría estacionar su bicicleta dentro de un armario en este lugar?**

- Si  No

**13. ¿Si hubiera estantes para bicicletas en los estacionamientos, estaría dispuesto/a a pagar una tarifa pequeña por usar uno?**

- Si  No

**14. Mi Edad es:**

- Menos de 18  18-24
- 25-44  45-64
- Mas de 64 años

**15. Me Dedico a:**

- Administrativo  Professional
- Ventas  Estudiante
- Servicio (hotel, tienda, etc.)  Fabricación
- Labor (construcción, etc.)  Jubilado
- Otro (Especifique)

**16. Otros Comentarios:** \_\_\_\_\_

**Si quiere participar en la rifa para una tarjeta de \$50, favor de proveer la siguiente información (esta información no se utilizara para ningun otro proposito):**

Nombre: \_\_\_\_\_ Numero de Telefono: \_\_\_\_\_



**Park and Ride Lot User Survey**

**Encuesta en español en el reverso**

The County of Marin, in partnership with Caltrans and the Golden Gate Bridge, Highway and Transportation District, is conducting a survey to assess the need for bicycle parking facilities at various park and ride lots and transit facilities. Your responses will be strictly confidential. You can drop this completed survey in any mailbox, postage paid. **Please tape closed to seal before mailing.** If you have questions or comments about this survey, please contact [walkbikemarin@co.marlin.ca.us](mailto:walkbikemarin@co.marlin.ca.us)

**Complete this survey for a chance to win a \$50 gift card to Trader Joe's**

**1. Where did you begin your trip today?**

- Home  Work
- Shopping  School/College
- Other (Specify) \_\_\_\_\_

**2. What intersection or landmark is nearest to where you began your trip today?**

Intersection (i.e. 1<sup>st</sup> Ave. and Park St.) \_\_\_\_\_

City \_\_\_\_\_ Zip Code (if known) \_\_\_\_\_

**3. What park and ride lot are you traveling from today?**

- Sausalito – Spencer Ave
- Tam Valley – Manzanita/Highway 1/Buckeye
- Strawberry/Mill Valley – Seminary Drive
- San Rafael – Central San Rafael
- San Rafael – Lincoln Ave (at Ranchitos Road)
- San Rafael – Smith Ranch Road
- Novato – Alameda del Prado/Pacheco Valle
- Novato – Rowland Boulevard
- Novato – Atherton Ave/San Marin Drive

**4. How many miles did you travel to reach the park and ride lot?** \_\_\_\_\_

**5. How did you get to the park and ride lot today?**

- Drove Alone  Bus (Route # \_\_\_\_\_)
- Carpool  Dropped Off
- Bicycle  Walked

**6. How will you continue your trip from the park & ride lot to your final destination?**

- Drive Alone  Bus (Route # \_\_\_\_\_)
- Carpool  Bicycle
- Walk

**7. How many days a week do you utilize THIS park and ride lot?**

- Every weekday  2-4 days a week
- Once a week  Less than once a week
- This is a unique (not regular) trip for me

**8. If you arrived by any means other than by bicycle, was it because:**

- I live too far away
- The route I would need to take is too hilly
- I don't have a bicycle
- My route is too dangerous
- It takes too long to ride a bike
- Bad weather
- It's not convenient for me
- I only ride during the warmer months
- There's no place to lock my bike up
- I've never been inclined to try it

**9. If you do not ride a bicycle to THIS park and ride lot, what would enable you to consider it?**

- More paths and bike lanes
- More bike parking at this park and ride lot
- Ability to shower at my final destination
- More bicycle storage capacity on the bus
- Ability to park my bicycle at my final destination
- Change in my personal circumstances (better work schedule, fewer family commitments, etc)
- Not interested in bicycling here

**10. What is your final destination for this trip?**

- Home  Work
- School  Shopping
- Personal Appointment (medical, etc.)  Visit friends or family
- Other (Specify) \_\_\_\_\_

**11. If you rode your bicycle, did you:**

- Leave it at the park and ride lot at a rack
- Leave it at the park and ride lot in a locker
- Bring it on the bus because I need it to get to my final destination
- Bring it on the bus because I don't want to leave it at the park and ride lot.

**12. Have you used the following at this park and ride lot?**

- Bike racks
- Lockers which require registration with Caltrans
- Self-serve (clamshell) lockers (available at some locations)

**13. Are you comfortable locking your bike to a rack at this location?**

- Yes  No

**14. Would you prefer to park your bike in a locker at this location?**

- Yes  No

**15. If 'on-demand' bike lockers were provided at the park and ride lot, would you pay a small fee to use one?**

- Yes  No

**16. Your age is:**

- Under 18  18-24
- 25-44  45-64
- Over 64 years

**17. Your occupation is:**

- Clerical  Professional
- Sales  Student
- Service (hotel, retail, etc.)  Manufacturing
- Labor (construction, etc.)  Retired
- Other (Specify) \_\_\_\_\_

**18. Other comments:** \_\_\_\_\_

**If you wish to be entered into the drawing for the gift card, please provide the following. This information will not be used for any other purpose.**

Name \_\_\_\_\_

Phone Number \_\_\_\_\_

## Encuesta para Usuarios de Estacionamientos

El Condado de Marin, en sociedad con Caltrans y Golden Gate Bridge, Highway and Transportation District, está conduciendo una encuesta para asesorar la necesidad de estacionamientos para bicicletas en varios estacionamientos y paradas de autobuses. Sus respuestas serán estrictamente confidenciales. Puede dejar su encuesta en el correo sin costo. **Por favor pegue cerrado para cellar antes de enviar.** Si tiene preguntas o comentarios sobre esta encuesta, por favor escribanos a [walkbikemarin@co.marin.ca.us](mailto:walkbikemarin@co.marin.ca.us). **Llene esta encuesta y tendrá la oportunidad de ganar una tarjeta de \$50 para Trader Joes's**

**1. ¿Dónde empezó su viaje hoy?**

- Casa  Trabajo  
 Compras  Escuela/Colegió  
 Otro (Especifique) \_\_\_\_\_

**2. ¿Que esquina o monumento está más cerca de donde empezó su viaje?**

Esquina (por ejemplo. 1<sup>st</sup> Ave. y Park St.) \_\_\_\_\_

Ciudad \_\_\_\_\_ Código Postal (si lo sabe) \_\_\_\_\_

**3. ¿De cual estacionamiento viene hoy?**

- Sausalito – Rte 101 en Spencer Ave  
 Tam Valley – Manzanita/Rte. 1/Buckeye  
 Strawberry/Mill Valley – Seminary Drive  
 San Rafael – Central San Rafael  
 San Rafael – Lincoln Ave (en Ranchitos Road)  
 San Rafael – Smith Ranch Road  
 Novato – Alameda del Prado/Pacheco Valle  
 Novato – Rowland Boulevard  
 Novato – Atherton Ave/San Marin Drive

**4. ¿Cuántas millas viajó para llegar al hoy al estacionamiento?**

**5. ¿Cómo llegó aquí al estacionamiento hoy?**

- Manejé solo  Autobús (Ruta # \_\_\_\_\_ )  
 Manejé con alguien mas (carpool)  Me dejaron aquí  
 En bicicleta  Caminé

**6. ¿Cómo continuará su viaje del estacionamiento a su destino final?**

- Manejé solo  Autobús (Ruta # \_\_\_\_\_ )  
 Manejé con alguien mas (carpool)  En bicicleta  
 Caminé

**7. ¿Cuántos días a la semana utiliza este estacionamiento?**

- Lunes a Viernes  Fines de semana solamente  
 2-4 días por semana  Una vez por semana  
 Menos de una vez por semana  
 Este es viaje único, no regular para mi.

**8. Si llego aquí de otra manera que en bicicleta fue porque:**

- Vivo muy lejos  
 La ruta que tomaría tiene muchos cerros  
 No tengo bicicleta  
 Mi ruta es muy peligrosa  
 Toma mucho tiempo en la bicicleta  
 Mal clima  
 No es conveniente para mi  
 Solo uso mi bicicleta en los meses de mejor clima  
 No hay donde asegurar mi bicicleta  
 Nunca me ha llamado la atención intentar viajar en una bicicleta

**9. ¿Si no usa una bicicleta al estacionamiento actualmente, que lo haría considerarlo?**

- Mas caminos para bicicletas  
 Mas estacionamiento para bicicletas en el estacionamiento  
 Habilidad de tomar un baño en mi destino final  
 Mas lugar donde acomodar las bicicletas en el autobús o ferry  
 Habilidad de estacionar la bicicleta en mi destino final  
 Cambios de circunstancias personales (mejor horario de trabajo, menos citas personales, etc.)  
 No estoy interesado/a en usar una bicicleta para llegar aquí

**10. ¿Cual es su destino final en este viaje?**

- Casa  Trabajo  
 Escuela  Compras  
 Citas personales (medicas, etc.)  Visita a amigos o familia  
 Otra (Especifique) \_\_\_\_\_

**11. Si uso su bicicleta, que hizo:**

- La dejo en el estacionamiento atada al estante  
 La dejo en el estacionamiento dentro de un armario  
 Se la trajo en el autobús porque necesitaba llegar a su destino final  
 Se la trajo en el autobús porque no quiso dejarla en es estacionamiento.

**12. ¿A utilizado lo siguiente en este estacionamiento?**

- Estanes para bicicletas  
 Armarios para bicicletas que requieren registro con Caltrans  
 Armarios libre servicio (disponible en algunos lugares)

**13. ¿Se siente cómodo atando su bicicleta a un estante en este lugar?**

- Si  No

**14. ¿Preferiría estacionar su bicicleta dentro de un armario en este lugar?**

- Si  No

**15. ¿Si hubiera estantes para bicicletas en los estacionamientos, estaría dispuesto/a a pagar una tarifa pequeña por usar uno?**

- Si  No

**16. Mi Edad es:**

- Menos de 18  18-24  
 25-44  45-64  
 Mas de 64 años

**17. Me Dedico a:**

- Administrativo  Professional  
 Ventas  Estudiante  
 Servicio (hotel, tienda, etc.)  Fabricación  
 Labor (construcción, etc.)  Jubilado  
 Otro (Especifique) \_\_\_\_\_

**18. Otros Comentarios:** \_\_\_\_\_

**Si quiere participar en la rifa para una tarjeta de \$50, favor de proveer la siguiente información (esta información no se utilizara para ningun otro proposito):**

Nombre: \_\_\_\_\_ Numero de Telefono: \_\_\_\_\_